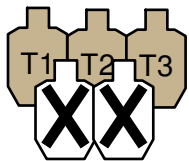


**General Guidelines:**

- Galt's indoor range has a muzzle direction rule for action shooting. The muzzle direction must remain inside the bullet trap area at all times unless due to recoil. (aka, no pointing at walls while going around cover, and no pointing at the sky for reloading)
- Unlimited Vickars – Meaning no shot limitations. Any reactive targets must be engaged with at least one shot unless otherwise mentioned in the CoF.
- ODPL Scoring means that Tactical Priority is always in effect for visible targets. Biggest threat, closest to furthest. Every single hit on a No Shoot target results in a penalty.
- Blacked out areas on threat/hostile targets are considered hard cover, except for threat designations (aka gun images) which are soft cover. Secondly, non-hostiles are indicated by one or more hand images without threat designations.

**Stage 1: Repeat Engagement (3 hostiles, 2 no-shoots, 12 rounds)**

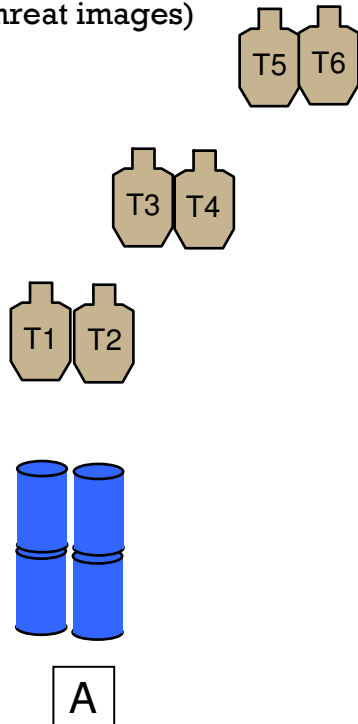
CoF Description: This stage is a Limited Vickars count! Competitor begins at the starting point (**A**) with concealment, facing down range. On the buzzer, the competitor will engage the targets ahead of him low cover. The competitor will then advance to point (**B**) and re-engage the targets ahead of him. When finished the competitor will stand, unload and show clear. (Target T1 has threat images)



'A' is 14-15 yards from targets  
'B' is 10 yards from targets

**Stage 2: Around the side (6 hostiles, 12 rounds)**

CoF Description: Competitor begins at the starting point (A) with concealment, facing Left. On the buzzer, the competitor will turn and while using the right side of high cover, engage the targets T1-T6. When finished the competitor will stand, unload and show clear. (Target T2 & T4 have threat images)



'A' is 15 yds from targets  
Barrels @ 'A' are approx. 6-8" apart  
'T1 & T2' are 6-7 yards from 'A'  
'T3 & T4' are 9-10 yards from 'A'  
'T5 & T6' are 14-15yards from 'A'

**Stage 3: Shoot Thru's Count! (2 hostiles, 2 rounds)**

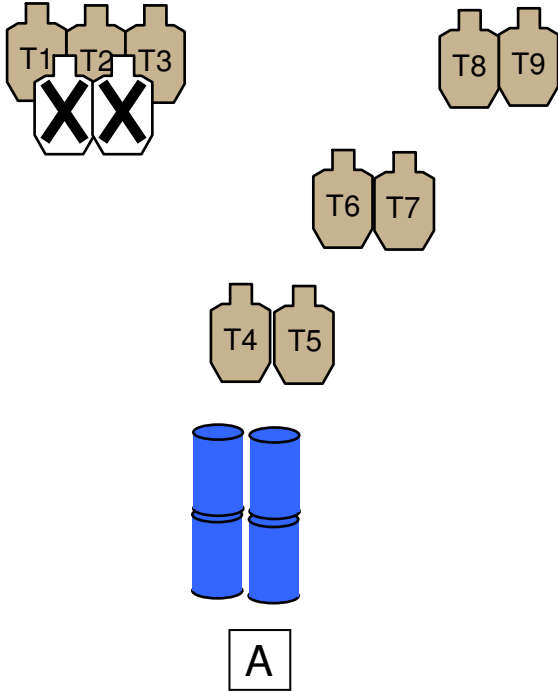
CoF Description: This stage is a Limited Vickars count! Competitor begins at the starting point (A) with concealment, facing downrange. On the buzzer, the competitor will engage both targets with a total of two shots. When finished the competitor will stand, unload and show clear.



'A' is 11 yds from targets  
Targets are 6 and 10 yards from  
'A' and are in line.

### Stage 4: Thru the gap (9 hostiles, 2 reactive, 18 rounds)

CoF Description: Competitor begins at the starting point (A) with concealment, facing downrange. On the buzzer, the competitor is to engage all targets from between the barrels. When finished the competitor will stand, unload and show clear. (Target T1, T5, and T7 have threat designators)



'A' is 15 yds from targets  
 Barrels @ 'A' are approx. 6-8" apart  
 'T1-T3, T8 & T9 are 14-15 yards from 'A'  
 'T4 & T5' are 6-7 yards from 'A'  
 'T6 & T7' are 9-10 yards from 'A'

Competitor			Match Totals					Stage 1							Stage 2										
Entry #	Name (First, Last Initial)	Class	Total Match Score	Tot Raw Time	Tot Pen Time	Tot Pts Dn/2	Tot Pts Dn	Str 1 Raw Time	Pts Dn	P	T	F H N S	Stage Raw Time	Pts Dn/2	Pen Sec	Total Stage Score	Str 1 Raw Time	Pts Dn	P	T	F H N S	Stage Raw Time	Pts Dn/2	Pen Sec	Total Stage Score
1	Dean C.	ESP	90.45	60.45	11	19.0	38	23.35	5	2			23.35	2.5	6	31.85	13.96	7				13.96	3.5	0	17.46
2	Ben McK.	SSP	92.95	81.95	0	11.0	22	20.94	3				20.94	1.5	0	22.44	17.96	7				17.96	3.5	0	21.46
3	Dale H.	SSP	93.30	49.30	10	34.0	68	14.24	9				14.24	4.5	0	18.74	17.64	16				17.64	8.0	0	25.64
4	Al S.	ESP	95.20	64.70	20	10.5	21	20.32	5		2		20.32	2.5	10	32.82	14.91	4				14.91	2.0	0	16.91
5	Alex B.	ESP	98.25	61.75	8	28.5	57	20.74	16	1			20.74	8.0	5	33.74	14.97	9				14.97	4.5	0	19.47
6	Andrew C.	ESP	122.03	117.53	0	4.5	9	31.78	2				31.78	1.0	0	32.78	28.20	4				28.20	2.0	0	30.20
7	Peter H. Sr.	SSP	128.63	84.13	23	21.5	43	25.12	12		1		25.12	6.0	5	36.12	22.37	6	1			22.37	3.0	3	28.37
8	Ray G.	ESP	150.10	80.10	32	38.0	76	23.11	30	2	2	1	23.11	15.0	21	59.11	15.18	8				15.18	4.0	0	19.18
9	Rob S.	SSP	164.21	81.21	45	38.0	76	24.04	18	1	3		24.04	9.0	20	53.04	18.11	23	2	1		18.11	11.5	11	40.61
11	Mike D.	ESP	172.73	66.73	53	53.0	106	27.88	19	1	1		27.88	9.5	8	45.38	9.98	34	2			9.98	17.0	10	36.98
10	John R.	CDP	187.59	79.59	41	67.0	134	28.35	18			1	28.35	9.0	5	42.35	17.58	41	2	1		17.58	20.5	11	49.08

Competitor			Match Totals					Stage 3							Stage 4										
Entry #	Name (First, Last Initial)	Class	Total Match Score	Tot Raw Time	Tot Pen Time	Tot Pts Dn/2	Tot Pts Dn	Str 1 Raw Time	Pts Dn	P	T	F H N S	Stage Raw Time	Pts Dn/2	Pen Sec	Total Stage Score	Str 1 Raw Time	Pts Dn	P	T	F H N S	Stage Raw Time	Pts Dn/2	Pen Sec	Total Stage Score
1	Dean C.	ESP	90.45	60.45	11	19.0	38	4.28	12				4.28	6.0	0	10.28	18.86	14	1			18.86	7.0	5	30.86
2	Ben McK.	SSP	92.95	81.95	0	11.0	22	6.16	6				6.16	3.0	0	9.16	36.89	6				36.89	3.0	0	39.89
3	Dale H.	SSP	93.30	49.30	10	34.0	68	3.83	16	1			3.83	8.0	5	16.83	13.59	27		1		13.59	13.5	5	32.09
4	Al S.	ESP	95.20	64.70	20	10.5	21	4.86	2				4.86	1.0	0	5.86	24.61	10		2		24.61	5.0	10	39.61
5	Alex B.	ESP	98.25	61.75	8	28.5	57	4.47	5				4.47	2.5	0	6.97	21.57	27	1			21.57	13.5	3	38.07
6	Andrew C.	ESP	122.03	117.53	0	4.5	9	12.09					12.09	0.0	0	12.09	45.46	3				45.46	1.5	0	46.96
7	Peter H. Sr.	SSP	128.63	84.13	23	21.5	43	5.89	20		2		5.89	10.0	10	25.89	30.75	5		1		30.75	2.5	5	38.25
8	Ray G.	ESP	150.10	80.10	32	38.0	76	9.22	20	2			9.22	10.0	6	25.22	32.59	18	1			32.59	9.0	5	46.59
9	Rob S.	SSP	164.21	81.21	45	38.0	76	8.06	11	1			8.06	5.5	3	16.56	31.00	24	2	1		31.00	12.0	11	54.00
11	Mike D.	ESP	172.73	66.73	53	53.0	106	5.03	15		1		5.03	7.5	5	17.53	23.84	38	1	5		23.84	19.0	30	72.84
10	John R.	CDP	187.59	79.59	41	67.0	134	5.57	13		1		5.57	6.5	5	17.07	28.09	62		4		28.09	31.0	20	79.09